

Lesson 1: Why Is His Story Important to Me?, Part 1

.....

Name _____



Journal Buddy: Write the child's response to the question,
**Jesus was sent here to help me return to Heavenly Father.
He helps me by . . .**

.....

.....

.....

Draw a picture of Jesus Christ.

Lesson 1



Name _____

Reading & Literature

We are grateful to our Heavenly Father for the beautiful Earth He created for us to live on. Our world was given to us so that we could come down from heaven and receive bodies. Many men and women through history have written stories and poems expressing their gratitude to Heavenly Father for the Earth. Here is a poem for you to memorize.

GOD'S CARE

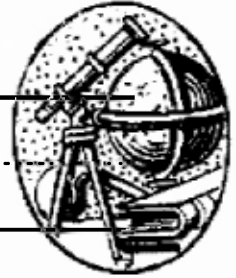
God is near me every day,
In my work and in my play,
Loving me in every way.
He cares for me!



God is near me all the night
When the stars are shining bright;
Keeps me safe till morning light.
He cares for me.

God is near me when I pray,
Hearing every word I say;
I will love Him, and obey.
He cares for me!

Lesson 1



Name _____

Science and Technology: The Scientific Method

Science is the study of the world we live in. Why is it important to study our world? In Moses 1:39 we read:

“For behold this is my work and my glory, to bring to pass the immortality and eternal life of man.”

We came to Earth so that we could become like our Heavenly Father and Jesus Christ. We do this by having experiences and making choices. These experiences teach us things we need to know here on this earth and after we leave this life. Our bodies were given to us to help us learn, too. With mortal bodies we can have experiences we could not have as spirits. Our Father in Heaven created Earth, the planet on which we live, as a home for our mortal bodies.

Heavenly Father wants us to learn about our earthly home. When we ask questions and search for answers about our world, this is called **science**. A **scientist** is a man or woman who spends much of his time learning about our world. You can become a scientist too. Can you think of questions you have about the earth? Why is the sky blue? Why does the ocean have salt in it? What are some of the things you would like to know about our Earth?

Scientists use a special way of getting the answers to their questions. It is called **The Scientific Method**.

These are the **five steps**:

1. Select a **QUESTION** to investigate.
2. Make a **HYPOTHESIS** (an educated guess).
3. Create an **EXPERIMENT** to test the hypothesis.
4. Record the **RESULTS** of your experiment.
5. Draw a **CONCLUSION** about your experiments.

This year we will be asking a lot of questions and we will answer them using the steps in the Scientific Method. Memorize the five steps.

Lesson 2: Why His Story Is Important To Me, Part 2



.....
Name _____

Journal Buddy: Write the child's response to the question:
What did I do in Heaven before I came to earth?

.....


.....

.....

.....

Draw a picture of this person showing you love.

Lesson 2



Name _____

Reading & Literature: Rhyming

Listen as your parent reads the poem.
Connect the rhyming words you hear.

God's Care

God is near me every day,
In my work and in my play,
Loving me in every way.
He cares for me!

God is near me when I pray,
Hearing every word I say;
I will love Him, and obey.
He cares for me!



Color the land green and the water blue.

Draw a line connecting the words that rhyme.

hat	bee
pen	blow
day	cat
go	grin
see	play
win	mat
frog	hen
bat	log

A dashed line connects the word "hat" on the left to the word "mat" on the right.

Lesson 2



Name _____

Spelling & Vocabulary Review: Counting Syllables

Say the words with a parent. Count the syllables.
Write the number of syllables.

spirit

divine

charity

stanza

rhyme

intelligence

infinity

eternity



Lesson 3: The World Prepares For A Restoration Of the Gospel



.....

Name _____

Journal Buddy: Write the child's response to the question:

Who is Martin Luther? Write or tell what you know about him.

.....

.....

.....

Draw a picture of Martin Luther.

Lesson 3



Name _____

Language Arts and Grammar: Sentences

What is a sentence? A sentence tells what someone or something did.

The fish swims. The train went fast.

Who swims? What did the fish do? What went fast? What did the train do?

Match the words in box A with the words in box B. Then write the sentences.

A

- 1. The bell
- 2. The sun
- 3. The baby
- 4. The horn
- 5. the snow

B

- drinks.
- toots.
- rings.
- melts.
- shines



1. _____

2. _____

3. _____

4. _____

5. _____

Lesson 3



.....
Name _____

Lesson Review

Reading and Literature: Fiction and Non-fiction

Decide which of these books is true or make-believe (fiction or non-fiction).

Mark your answer with an **X**.

True

Make believe

1. The Book of Mormon

2. The Tortoise and the Hare


3. Mary Poppins

4. The Holy Bible

5. Charlotte's Web

6. The Three Little Pigs

7. World Atlas



Art Connection: Life During the Renaissance

Ask for a picture of yourself. Cut out your face and glue it on a blank piece of paper. Draw clothing for yourself as you would have looked if you had grown up in Italy during the Renaissance. Share your picture with your family.

Lesson 3



Name _____

Science and Technology: Process Skills for Scientific Inquiry

We are learning about different tools that will help us learn about our world. Please talk to me about these and help me to learn what they mean.

Observing

You will use your five senses to find out about objects or things that happen.

Communicating

Use words, pictures, charts, and graphs to share what you learn.

Classifying

Sort or group objects by their properties.

Estimating and Measuring

Estimate, or tell what you think about what an object's measurement is; then measure the object.

Inferring

Make a conclusion or guess from what you observe or from what you already know.

Predicting

Tell what you think will happen.

Making Definitions

Use what you already know to show what you know about something.

Making and Using Models

Make a statement you can test to answer a problem or question.

Collecting and Interpreting Data or Information

Record what you observe and measure. Use graphs, charts, pictures, or words. Use what you learned to solve problems or ask questions.

Identifying and Controlling Variables.

Change one factor (or thing) that may affect what happens. Keep everything else the same.

Experimenting

Plan and do an investigation to test a hypothesis, or to answer or solve a problem. Then make or form a conclusion.

Lesson 4: Changes In the Land Of Russia



Name _____

Journal Buddy: Write the child's response to the question,
Write what you know about Ivan the Terrible.

.....

.....

.....

Draw a picture of Ivan the Terrible.



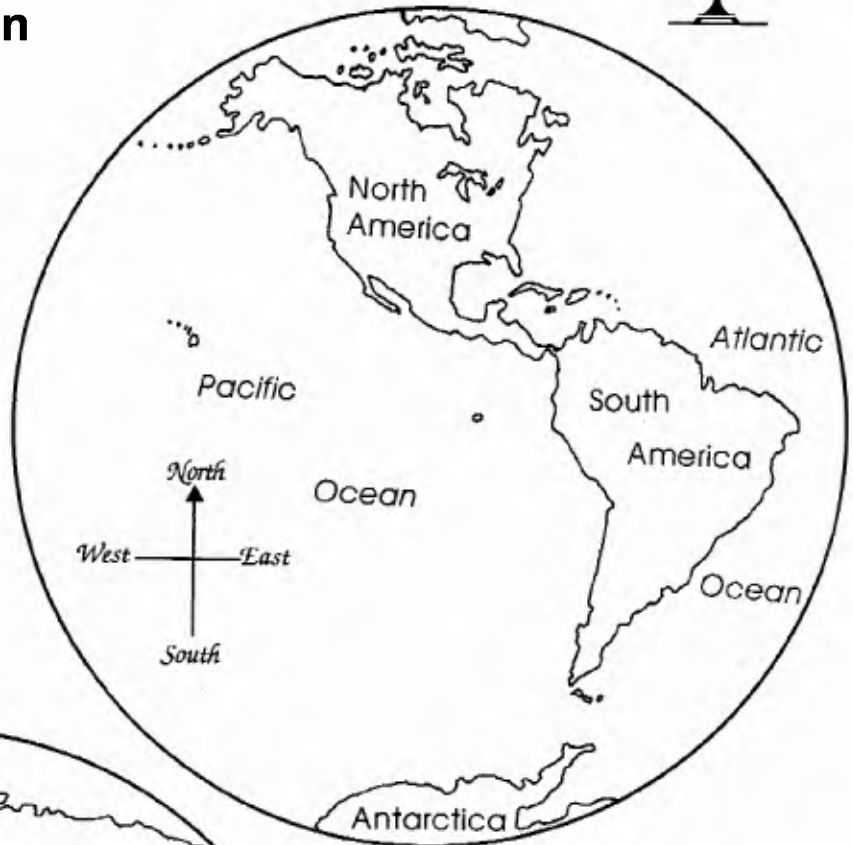
Name _____

Geography Connection

Our world is round and is called a sphere. When we make a round map of the Earth, we call it a globe.

There are seven continents and four oceans. Point to, and name the continents and oceans.

Color the continents green.
Color the oceans blue.



Seven Continents


- Africa
- Asia
- Antarctica
- Australia
- Europe
- North America
- South America

Four Oceans

- Atlantic Ocean
- Arctic Ocean
- Indian Ocean
- Pacific Ocean

Lesson 4

Name



Language Arts and Grammar: The Naming Parts of Sentences

The naming part of a sentence tells who or what.

Mary went to church. The cat ran away. Mike rides a bike.

Who went to church? What ran away? Who rides a bike?

A. Use the naming parts in the Word Box to begin sentences. Write them in the blanks to make sentences.

Fish	Birds	Frogs	Cats	Dogs	Bells
------	-------	-------	------	------	-------

1. _____ purr.

2. _____ hop.

3. _____ fly.

4. _____ bark.

5. _____ swim.

6. _____ ring.

Circle the naming words.

swim cats ring frogs bats fly hop bark

Lesson 4



.....
Name _____

Spelling & Vocabulary Review: Let's Learn About Slavic Languages

The people in Russia speak **Russian**. Russian is a **slavic** language that uses an alphabet called the **Cyrillic alphabet**. Some letters look like the English alphabet, but most are different.

Copy these cyrillic letters.

Æ Ð Õ Ç Þ ß Ø

Write your name using the cyrillic alphabet.

Lesson 5: The Fall of the Book of Mormon People



Name

Journal Buddy: Write the child's response to the question,
Write what you know about the end of the Nephites.

Draw a picture Moroni burying the gold plates.

Lesson 5

Name _____



Language Arts & Grammar: Action Part

The action part of a sentence tells what is happening. What is Mark doing?

Mark reads.

Mark tells stories.

Add an action word from the Word Box to make a sentence.

makes bread.
writes books.

makes us well.
swims fast.

grows food
feeds me.

1. A doctor _____

2. A farmer _____

3. Mother _____

4. A writer _____

5. A baker _____

6. A fish _____