

Lesson 1: Why Is His Story Important to Me?, Part 1

Name _____



Write your thoughts to complete the sentence:

Jesus was sent here to help me return to Heavenly Father. He helps me by . . .

.....

.....

.....


.....

.....

Draw a picture of Jesus Christ.

Lesson 1

.....
Name _____



Reading & Literature

We are grateful to our Heavenly Father for the beautiful Earth He created for us to live on. Our world was given to us so that we could come down from heaven and receive bodies. Many men and women through history have written stories and poems expressing their gratitude to Heavenly Father for the Earth. Here is a poem for you to memorize.

GOD'S CARE

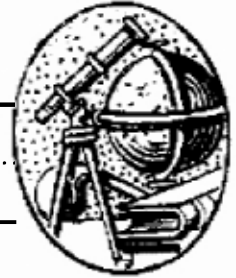
God is near me every day,
In my work and in my play,
Loving me in every way.
He cares for me!

God is near me all the night
When the stars are shining bright;
Keeps me safe till morning light.
He cares for me.

God is near me when I pray,
Hearing every word I say;
I will love Him, and obey.
He cares for me!



Lesson 1



Name _____

Science and Technology: The Scientific Method

Science is the study of the world we live in. Why is it important to study our world? In Moses 1:39 we read:

“For behold this is my work and my glory, to bring to pass the immortality and eternal life of man.”

We came to Earth so that we could become like our Heavenly Father and Jesus Christ. We do this by having experiences and making choices. These experiences teach us things we need to know here on this earth and after we leave this life. Our bodies were given to us to help us learn, too. With mortal bodies we can have experiences we could not have as spirits. Our Father in Heaven created Earth, the planet on which we live, as a home for our mortal bodies.

Heavenly Father wants us to learn about our earthly home. When we ask questions and search for answers about our world, this is called **science**. A **scientist** is a man or woman who spends much of his time learning about our world. You can become a scientist too. Can you think of questions you have about the earth? Why is the sky blue? Why does the ocean have salt in it? What are some of the things you would like to know about our Earth?

Scientists use a special way of getting the answers to their questions. It is called **The Scientific Method**.

These are the **five steps**:

1. Select a **QUESTION** to investigate.
2. Make a **HYPOTHESIS** (an educated guess).
3. Create an **EXPERIMENT** to test the hypothesis.
4. Record the **RESULTS** of your experiment.
5. Draw a **CONCLUSION** about your experiments.

This year we will be asking a lot of questions and we will answer them using the steps in the Scientific Method. Memorize the five steps.

Lesson 2: Why His Story Is Important To Me, Part 2



Name _____

What did I do in Heaven before I came to earth?


.....

.....

.....

Draw a picture of something you may have done.

Lesson 2



Name _____

Reading & Literature: Rhyming

Read the poem. Connect the rhyming words you hear.

God's Care

God is near me every day,
In my work and in my play,
Loving me in every way.
He cares for me!

God is near me when I pray,
Hearing every word I say;
I will love Him, and obey.
He cares for me!



Color the land green and the water blue.

Draw a line between the words that rhyme.

that	trash
sock	stamp
stay	sand
lamp	grin
crash	play
win	mat
ant	clock
band	plant

Lesson 2



Name _____

Spelling & Vocabulary Review: Counting Syllables

Say the words with a parent. Count the syllables.
Write the number of syllables.

blessings _____

divine _____

baptism _____

primary _____

rhyme _____

intelligence _____

infinity _____

eternity _____

heavenly _____

inasmuch _____



Lesson 3: The World Prepares For A Restoration Of the Gospel

.....

Name _____

Write your answer to the question,
Who is Martin Luther? Write what you know about him?

.....

.....

.....

Draw a picture of Martin Luther.

Lesson 3



Name _____

Language Arts and Grammar: Sentences

What is a sentence? A sentence is a group of words that tells a complete thought. It tells who or what, and it tells what happens.

NOT SENTENCES

My best friend.

Barks all night.

My best friend tells who or what. It does not tell what happens. *Barks all night* tells what happens. It does not tell who or what.

SENTENCES

My best friend found a dog.

The dog barks all night.

These groups of words are sentences. They tell who or what, and they tell what happens. Mark and "X" by each group of words that is a sentence.

1. _____ Beavers swim fast.
2. _____ Good swimmers.
3. _____ They have flat tails.
4. _____ Look like paddles.
5. _____ Beavers steer with their tails.
6. _____ Can swim under water.
7. _____ Together in small groups.
8. _____ Beaver families work together.
9. _____ They cut down trees with their teeth.
10. _____ Very strong teeth



Lesson 3



.....
Name _____

Reading and Literature: Fiction and Non-fiction

Decide which of these books is true or make believe (fiction or non-fiction).

Mark your answer with an X.

True

Make believe

1. The Book of Mormon

2. The Tortoise and the Hare


3. Mary Poppins

4. The Holy Bible

5. Charlotte's Web

6. The Three Little Pigs

7. World Atlas



Art Connection: Life During the Renaissance

Ask for a picture of yourself. Cut out your face and glue it on a blank piece of paper. Draw clothing for yourself as you would have looked if you had grown up in Italy during the Renaissance. Share your picture with your family.

Lesson 3

.....
Name _____



Science and Technology: Process Skills for Scientific Inquiry

We are learning about different tools that will help us learn about our world. Please talk to me about these and help me to learn what they mean.

Observing

You will use your five senses to find out about objects or things that happen.

Communicating

Use words, pictures, charts, and graphs to share what you learn.

Classifying

Sort or group objects by their properties.

Estimating and Measuring

Estimate means to tell what you think about what an object's measurement is; then measure the object.

Inferring

Make a conclusion or guess from what you observe or from what you already know.

Predicting

Tell what you think will happen.

Making Definitions

Use what you already know to show what you know about something.

Making and Using Models

Make a statement you can test to answer a problem or question.

Collecting and Interpreting Data or Information

Record what you observe and measure. Use graphs, charts, pictures, or words. Use what you learned to solve problems or ask questions.

Identifying and Controlling Variables.

Change one factor (or thing) that may affect what happens. Keep everything else the same.

Experimenting

Plan and do an investigation to test a hypothesis, or to answer or solve a problem. Then make or form a conclusion.

Lesson 4: Changes In the Land Of Russia



Name _____

Write your answers to the questions:
Write what you know about Ivan the Terrible.

Draw a picture of Ivan the Terrible.



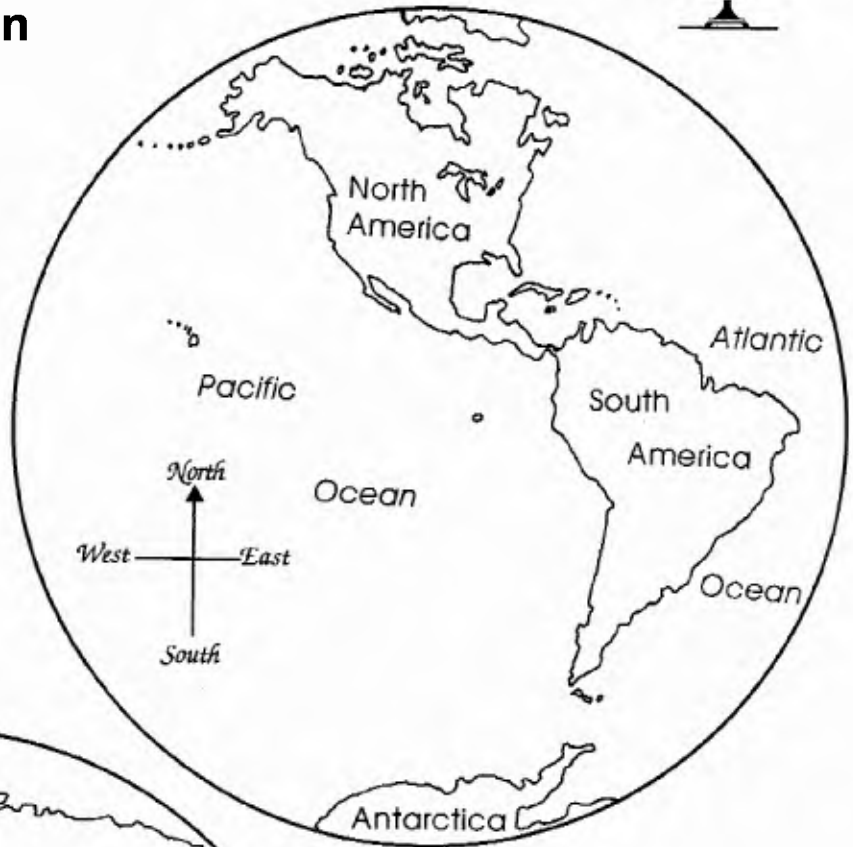
Name _____

Geography Connection

Our world is round and is called a sphere. When we make a round map of the Earth, we call it a globe.

There are seven continents and four oceans. Point to, and name the continents and oceans.

Color the continents green.
Color the oceans blue.



Seven Continents

- Africa
- Asia
- Antarctica
- Australia
- Europe
- North America
- South America

Four Oceans

- Atlantic Ocean
- Arctic Ocean
- Indian Ocean
- Pacific Ocean

Lesson 4

Name _____



Geography Connection - Part 2

Write the names of the seven continents and four oceans.

Continents

Oceans
